

Carclew Incorporated

Financial Statements

for the year ended 30 June 2015


Carclew Incorporated
30th June 2015
Report by the Board of Directors


During the financial year, no officer of the Association, or any firm of which an officer is a member, or any corporate in which an officer has a substantial interest, has received or become entitled to receive a benefit as a result of a contract between an officer, firm or corporate and the Association.

During the financial year, no officer of the Association has received directly or indirectly from the Association any payment or other benefit of a pecuniary value, other than in the case of officers employed by the Association, approved salaries which have been determined in accordance with general market conditions.

Dated at Adelaide this 28th day of August 2015

Signed in accordance with a resolution of the Board


Patricia Walton - Chief Executive


Jane Doyle - Chairperson


Carclew Incorporated
30th June 2015
Statement by the Board of Directors

The Board has determined that the Association is not a reporting entity and that the special purpose financial report should be prepared in accordance with the accounting policies outlined in Note 1 to the Financial Statements.

In the opinion of the Board of Carclew Incorporated (the "Association") the financial statements as set out on pages 3 to 14:


- 1 Presents a true and fair view of the financial position of Carclew Incorporated as at 30 June 2015 and its performance for the year ended on that date in accordance with the Associations Incorporation Act SA 1985, and Australian Accounting Standards (including Australian Accounting Interpretations) of the Australian Accounting Standards Board to the extent described in Note 1 to the Financial Statements.
- 2 At the date of this statement, there are reasonable ground to believe that Carclew Incorporated will be able to pay its debts as and when they fall due.

Signed in accordance with a resolution of the Board.



.....

Patricia Walton - Chief Executive



.....

Jane Doyle - Chairperson

Dated at Adelaide this *28th* day of August 2015

Carclew Incorporated
Statement of Comprehensive Income
For the year ended 30 June 2015

	Note	2015 \$	2014 \$
Grant revenue	2(a)	1,256,022	1,655,140
Community Arts Development Fund		115,000	115,000
Other revenues	2(a)	667,153	637,512
Total revenue		<u>2,038,175</u>	<u>2,407,652</u>
Administration		466,235	473,431
Facilities		3,323	7,690
Directorate		296,250	271,179
A>R>T Spotlight		43,922	20,568
A>R>T Mindpop		8,172	-
Industry Development Program		149,597	113,907
Fifth Quarter		31,965	34,490
Arts Administration Trainees		-	4,453
Northway Project		100	-
Off the Couch		-	17,129
Creative Education Partnership CEP AiR		44,778	44,131
Children's Map Project		-	109,165
Odeon Theatre		127,857	135,700
Arts & Education		132,506	106,742
Artists in Schools - BHP Cargo		-	7,977
Artists in Schools		26,044	35,887
Arts Blast - Now I Can Draw The White Gazebo		4,973	10,283
Community Program		81,246	102,504
Explore Arts (Holiday Program)		75,729	78,218
Explore Arts Regional		-	4,752
Subjects Matter: Portraits by Kids		9,724	-
Digital Storytelling Project - P/INCH		8,115	-
Aboriginal Arts Development Program		52,783	-
Remote Communities Mentoring & Leadership Program		-	30,998
Tjitji Tjutaku Inma (Children's Inma Project) Stage 1		-	15,505
Tjitji Tjutaku Inma (Children's Inma Project) Stage 2		-	279,192
Womadelaide		13,896	15,075
Marketing & Publicity		166,645	176,334
Visual Arts & Digital Media		90,777	100,497
Public Art Training Program		17,074	22,262
Communities for Children Plus (Pom Pom)		159,702	126,378
Carclew Exhibition Program		921	2,036
Digital Media Workshops		-	1,720
Mobile Projection Bike Project		-	1,045
Carclew & Committees		53,607	46,824
Total expenditure		<u>2,065,940</u>	<u>2,396,074</u>
Surplus before interest income		<u>(27,766)</u>	<u>11,579</u>
Interest income		48,153	62,125
Surplus for the period		<u>20,387</u>	<u>73,703</u>

The above statement of comprehensive income should be read in conjunction with the accompanying notes set out on pages 7 to 14

Carclew Incorporated
Statement of Financial Position
As at 30 June 2015

	Note	2015 \$	2014 \$
Current Assets			
Cash and Cash Equivalents	9(a)	994,429	1,055,113
Receivables	3	28,062	25,974
Other Assets	4	0	0
Total Current Assets		<u>1,022,491</u>	<u>1,081,088</u>
Non-Current Assets			
Plant & Equipment	5	87,589	118,240
Total Non-Current Assets		<u>87,589</u>	<u>118,240</u>
Total Assets		<u>1,110,080</u>	<u>1,199,327</u>
Current Liabilities			
Payables	6	187,544	194,084
Grants in Advance	8	248,388	233,665
Provisions	7	140,589	90,620
Total Current Liabilities		<u>576,521</u>	<u>518,368</u>
Non Current			
Provisions	7	-	167,786
Total Liabilities		<u>576,521</u>	<u>686,154</u>
Net Assets		<u>533,559</u>	<u>513,172</u>
Members' Funds			
Retained Surplus		533,559	513,172
Total Members' Funds		<u>533,559</u>	<u>513,172</u>

The above statement of financial position should be read in conjunction with the accompanying notes set out on pages 7 to 14

Carclew Incorporated
Statement of Changes in Members' Funds
For the year ended 30 June 2015

	Retained Surplus	Total
Balance at 1 July 2013	439,468	439,468
Surplus attributable to members	73,703	73,703
Balance at 30 June 2014	<u>513,171</u>	<u>513,171</u>
Surplus attributable to members	20,387	20,387
Balance at 30 June 2015	<u>533,559</u>	<u>533,559</u>

The above statement of changes in members' funds should be read in conjunction with the accompanying notes set out on pages 7 to 14

Carclew Incorporated
Statement of Cashflows
For the year ended 30 June 2015

	Note	2015 \$	2014 \$
Cash flows from operating activities			
Receipts from State Government Grants		1,304,035	1,279,035
Receipts from Grants, Sponsorship, Activities & Other Income		762,412	687,894
Interest Received		48,153	62,125
Payments for Administration		(466,235)	(473,431)
Payments for Projects & Activities		<u>(1,689,175)</u>	<u>(1,873,779)</u>
Net cash provided by operating activities	9(b)	<u>(40,810)</u>	<u>(318,157)</u>
Cash flows from investing activities			
Proceeds on disposal of fixed assets		-	-
Payment for fixed assets		-	<u>(11,351)</u>
Net cash (used in) investing activities		<u>-</u>	<u>(11,351)</u>
Cash flows from Carclew Board Administered Grants			
Receipts from State Government	8	1,168,763	1,114,893
Disbursements of Administered Grants	8	<u>(1,188,637)</u>	<u>(1,075,843)</u>
Net cash provided by/(used in) Carclew Board Administered Grants		<u>(19,874)</u>	<u>39,050</u>
Increase/(Decrease) in cash held		(60,684)	(290,459)
Cash at beginning of the financial year		1,055,112	1,345,571
Cash at end of the financial year	9(a)	<u>994,427</u>	<u>1,055,112</u>

The above statement of cash flows should be read in conjunction with the accompanying notes set out on pages 7 to 14

Carclew Incorporated
Notes to the financial statements for the year ended 30 June 2015

1. Statement of Significant Accounting Policies

The Association is domiciled in Australia

This financial report was authorised for issue by the directors on^{28th}.....August 2015

The financial report is a special purpose financial report prepared in order to satisfy the financial reporting requirements of the Associations Incorporation Act SA 1985. The Board has determined that the association is not a reporting entity.

The financial report has been prepared on an accrual basis and is based on historic costs and does not take into account changing money values or, except where specifically stated, current valuations of non-current assets.

The following significant accounting policies, which are consistent with the previous period unless otherwise stated, have been adopted in the preparation of this financial report.

(a) Income Tax

The Association is exempt from Income Tax, pursuant to the Income Tax Assessment Act.

(b) Plant and Equipment

Basis of measurement of carrying amount

Each class of property, plant and equipment is carried at cost less accumulated depreciation and impairment losses.

The carrying amount of plant and equipment is reviewed annually by directors to ensure it is not in excess of the recoverable amount from these assets. The recoverable amount is assessed on the basis of the expected net cash flows that will be received from the assets' employment and subsequent disposal. The expected net cash flows have been discounted to their present values in determining recoverable amounts.

Depreciation

The depreciable amount of all fixed assets are depreciated on a diminishing value basis over the asset's useful life commencing from the time the asset is held ready for use. Leasehold improvements are depreciated over the shorter of either unexpired period of the lease or the estimated useful lives of the improvements.

The depreciation rates used for each class of depreciable assets are:

Class of Fixed Asset	Depreciation rate
Office Equipment	25% - 33%
Theatre Equipment	25% - 40%
Motor Vehicles	20%

The assets' residual values and useful lives are reviewed and adjusted, if appropriate, at the end of each reporting period.

An asset's carrying amount is written down immediately to its recoverable amount if the asset's carrying amount is greater than its estimated recoverable amount.

Gains and losses on disposals are determined by comparing proceeds with the carrying amount. These gains and losses are included in the income statement.

(c) Leases

Lease payments for operating leases, where substantially all the risks and benefits remain with the lessor, are charged as expenses on a straight line basis over the lease term.

Carclew Incorporated
Notes to the financial statements for the year ended 30 June 2015

1. Statement of Significant Accounting Policies (continued)

(d) Impairment of Assets

At each reporting date, the association reviews the carrying amounts of all assets to determine whether there is any indication that those assets have been impaired. If such an indication exists, the recoverable amount of the asset, being the higher of the asset's fair value less costs to sell and value-in-use, is compared to the asset's carrying value. Any excess of the asset's carrying value over its recoverable amount is expensed to the income statement.

(e) Employee Benefits

Employee benefits comprise wages and salaries, annual, long-service and non-accumulating sick leave, and contribution to superannuation plans.

Liabilities for wages and salaries expected to be settled within 12 months of balance date are recognised in other payables in respect of employees' services up to reporting date. Liabilities for annual leave in respect of employees' services up to reporting date which are expected to be settled within 12 months of balance date are recognised in the provision for annual leave. Both liabilities are measured at the amounts expected to be paid when the liabilities are settled. Liabilities for non-accumulating sick leave are recognised when leave is taken and are measured at the rates paid or payable.

The provision for employee entitlements to long service leave represents the amount which the Association has a present obligation to pay resulting from employees with more than six years of service provided up to the balance date. The provision for Long Service Leave has been calculated at nominal amounts based on current wage and salary rates and includes related on-costs.

(f) Provisions

Provisions are recognised when the association has a legal or constructive obligation, as a result of past events, for which it is probable that an outflow of economic benefits will result and that outflow can be reliably measured. Provisions are measured at the best estimate of the amounts required to settle the obligation at the end of the reporting period.

(g) Cash and cash equivalents

Cash and cash equivalents include cash on hand, deposits held at-call with banks and other short-term highly liquid investments with original maturities of three months or less.

(h) Goods and Services Tax (GST)

Revenues, expenses and assets are recognised net of the amount of goods and services tax (GST), except where the amount of GST incurred is not recoverable from the Australian Tax Office (ATO). In these circumstances the GST is recognised as part of the cost of acquisition of the asset or as part of an item of the expense. Receivables and payables in the balance sheet are shown inclusive of GST.

Cash flows are presented in the cash flow statement on a gross basis, except for the GST components of investing and financing activities, which are disclosed as operating cash flows.

(i) Revenue Recognition

Grant Income

Grant revenue is recognised in the income statement when the entity obtains control of the grant and it is probable that the economic benefits gained from the grant will flow to the entity and the amount of the grant can be measured reliably.

If conditions are attached to the grant which must be satisfied before it is eligible to receive the contribution, the recognition of the grant as revenue will be deferred until those conditions are satisfied.

When grant revenue is received whereby the entity incurs an obligation to deliver economic value directly back to the contributor, this is considered a reciprocal transaction and the grant revenue is recognised in the balance sheet as a liability until the service has been delivered to the contributor, otherwise the grant is recognised as income on receipt.

Carclew Incorporated
Notes to the financial statements for the year ended 30 June 2015

1. Statement of Significant Accounting Policies (continued)

Donations and bequests

General donations and bequests are recognised as revenue when received. Donations to specific projects are treated as grants in advance and recognised as revenue when the projects are delivered and project expenses incurred.

Interest Revenue

Interest revenue is recognised using the effective interest rate method, which for floating rate financial assets is the rate inherent in the instrument.

Revenue from sale of goods and rendering of services

Revenue from the sale of goods is recognised upon the delivery of goods to customers.

Revenue from the rendering of a service is recognised upon the delivery of the service to customers.

Treatment of Goods and Services Tax (GST)

All revenue is stated net of the amount of goods and services tax (GST)

(j) Trade creditors and other payables

Trade payables and other payables represent liabilities for goods and services provided to the association prior to the end of the financial year that are unpaid. These amounts are usually settled in 30 days. The notional amount of the creditors and other payables is deemed to reflect fair value.

(k) Trade and other receivables

Trade receivables are recognised and carried at original invoice amount less an allowance for uncollectable amounts. Normal terms of settlement are 30 days. The notional amount of the receivable is deemed to reflect fair value.

An allowance for doubtful debts is made when there is objective evidence that the company will not be able to collect the debts. Bad debts are written off when identified.

Carclew Incorporated
Notes to the financial statements for the year ended 30 June 2015

2. Revenues from Operating Activities	2015	2014
	\$	\$
(a) Grant Revenues:		
SA Government General Grant	674,535	696,535
Australia Council Activity Grants	0	0
Other Activity Income & Grants	581,487	958,605
Total grant revenue	<u>1,256,022</u>	<u>1,655,140</u>
Other Revenues:		
From operating activities		
SA Government - wages parity	629,500	582,500
Other income	37,653	55,012
Total other income	<u>667,153</u>	<u>637,512</u>

(b) Significant expenses

The following significant expense items are relevant in explaining the financial performance:

Employee expenses	1,314,920	1,281,056
Operating lease rental expense	97,877	93,899

Net (gain) / loss on disposal of non current assets	0	0
---	---	---

Auditors' Remuneration

Audit Services

Auditors of the Association - Bentleys (SA) Pty Ltd	11,500	10,100
---	--------	--------

3. Receivables	2015	2014
	\$	\$
<i>Current</i>		
Trade receivables	27,134	20,811
GST Receivable	928	5,163
Total receivables	<u>28,062</u>	<u>25,974</u>

Receivables are assessed for recoverability and a provision for impairment is recognised when there is objective evidence that an individual trade receivable is impaired. No impairment was required at 30 June 2015 (2014: Nil)

4. Other Assets	2015	2014
	\$	\$
Prepayments	<u>-</u>	<u>-</u>

Carclew Incorporated
Notes to the financial statements for the year ended 30 June 2015

5. Plant and Equipment

Reconciliations

Movements in the carrying amounts for each class of planet and equipment between the beginning and end of the current and prior financial year.

	Office Equipment	Motor Vehicles	Theatre Equipment	Building Improvement	Fixtures & Fittings	Total
<i>Plant and equipment - at cost</i>						
Balance at 1 July 2013	212,125	71,341	144,276	38,541	17,472	483,755
Additions	-	11,351	-	-	-	11,351
Disposals	(4,348)	-	(4,744)	-	-	(9,092)
Balance at 30 June 2014	<u>207,777</u>	<u>82,692</u>	<u>139,532</u>	<u>38,541</u>	<u>17,472</u>	<u>486,014</u>
Balance at 1 July 2014	207,777	82,692	139,532	38,541	17,472	486,014
Additions	-	-	-	-	-	-
Disposals	-	-	-	-	-	-
Balance at 30 June 2015	<u>207,777</u>	<u>82,692</u>	<u>139,532</u>	<u>38,541</u>	<u>17,472</u>	<u>486,014</u>
<i>Plant and equipment - accumulated depreciation</i>						
Balance at 1 July 2013	158,164	23,860	100,635	36,904	15,134	334,696
Depreciation charge for the year	15,730	11,170	13,945	541	585	41,971
Disposals	(4,258)	-	(4,635)	-	-	(8,893)
Balance at 30 June 2014	<u>169,636</u>	<u>35,030</u>	<u>109,945</u>	<u>37,445</u>	<u>15,719</u>	<u>367,774</u>
Balance at 1 July 2014	169,636	35,030	109,945	37,445	15,719	367,774
Depreciation charge for the year	10,984	9,533	9,334	362	438	30,651
Disposals	-	-	-	-	-	-
Balance at 30 June 2015	<u>180,620</u>	<u>44,563</u>	<u>119,279</u>	<u>37,807</u>	<u>16,157</u>	<u>398,425</u>
<i>Plant and equipment - carrying amounts</i>						
At 30 June 2014	38,141	47,662	29,587	1,096	1,753	118,240
At 30 June 2015	27,157	38,129	20,253	734	1,315	87,589

6. Payables

	2015	2014
	\$	\$
Trade payables	92,739	93,516
Accrued expenses	40,784	43,159
Payroll accruals	49,467	56,148
Deposits on hire	4,553	1,261
GST Payable	-	-
	<u>187,544</u>	<u>194,085</u>

Carclew Incorporated
Notes to the financial statements for the year ended 30 June 2015

7. Provisions	2015	2014
	\$	\$
<i>Current</i>		
Annual leave	31,040	81,503
Long Service Leave	109,549	9,117
	<u>140,589</u>	<u>90,620</u>
<i>Non Current</i>		
Long Service Leave	<u>-</u>	<u>167,786</u>
Number of employees at year end	14	23
Arts Administration Trainees at Carclew and other host organisations	-	1

8. Grants/Income in Advance

Project Description

Fifth Quarter	-	5,200
CEP AiR	66,342	8,869
Children's Map Project	-	3,867
Explore Arts (School Holiday Program)	8,710	9,246
Lowdown	-	4,000
Public Art Training Program	-	4,738
Pom Pom	40,000	56,636
Arts Programs	40,000	-
A>R>T Spotlight	5,678	-
P/INCH Digital Storytelling	6,885	-
ExpressWay Arts	-	40,460
Carclew Youth Arts Board Grants & Disbursements (refer below)	80,774	100,648
	<u>248,388</u>	<u>233,665</u>

Carclew Board Grants & Disbursements

During the year, Carclew Inc. administered on behalf of Carclew Board, the disbursement of grants from the SA Government (Arts SA), to various Community Arts Organisations and individual emerging artists. The amounts received and disbursed are not included in the operating accounts of the Association, but the balance of funds remaining undistributed is included in the Statement of Financial Position. The total amounts received and distributed in respect of the funding year ended 30 June 2015 and 2014, are as follows:

	2015	2014
	\$	\$
Total Grant Brought Forward	100,648	61,598
Total Grant Receipts	1,168,763	1,114,893
Total Grant Disbursements	(1,056,297)	(1,009,154)
Total ExpressWay Arts	(132,340)	(66,689)
Total Grant Carried Forward	<u>80,774</u>	<u>100,648</u>
	<u>80,774</u>	<u>100,648</u>
Represented by:		
Cash (included in Cash at Bank)	80,774	100,648
	<u>80,774</u>	<u>100,648</u>

Carclew Incorporated
Notes to the financial statements for the year ended 30 June 2015

9. Notes to the Statement of Cashflows

2015 **2014**
\$ **\$**

(a) Reconciliation of cash

For the purposes of the statement of cashflows, cash includes cash on hand and at bank. Cash as at the end of the financial year is shown in the statement of cashflows and reconciled to the related items in the statements of financial position as follows:

Cash on hand	800	7,399
Cash at Bank	993,629	1,047,714
	994,429	1,055,113

(b) Reconciliation of surplus from ordinary activities to net cash provided by:

Surplus/(Loss) for the period	20,387	73,703
Cash flows excluded from profit attributable to operating activities		
Depreciation expense	30,651	41,971
Write off of fixed assets	-	199
Changes in assets and liabilities during the financial year:		
(Increase)/decrease in receivables	(2,088)	12,890
(Increase)/decrease in other assets	-	377
(Decrease)/increase in creditors & accruals	(6,541)	(37,039)
(Decrease)/increase in grants in advance	14,724	(419,727)
(Decrease)/increase in employee provisions	(117,817)	48,518
Carclew Youth Arts Board grants received	(1,168,763)	(1,114,893)
Carclew Youth Arts Board grants disbursed	1,188,637	1,075,843
Net cash (used in)/provided by operating activities	(40,810)	(318,157)

Carclew Incorporated
Notes to the financial statements for the year ended 30 June 2015

10. Related party disclosures

The names of each person holding the position of Board member during the financial year are:

Ms Jane Doyle	Chair	
Mr Grant Archer	Deputy Chair, Chair Finance Sub-Committee	
Ms Ella Pak Poy	Member	
Ms Victoria Purman	Member	
Mr Jeff Meiners	Member	
Mr Anthony Peluso	Member	
Ms Ali Baker	Member	to 4 March 2015
Ms Bronwyn Sugars	Member	
Dr Paula Furby	Member	
Ms Sidsel Fawkes	Staff Nominee	

The persons listed above held the position of Board member for the whole of the financial year unless otherwise stated.

Ms Patricia Walton has been listed as an Executive Officer of the Board in previous years, however she has not served on the Board but has been employed as Executive of the Association.

Remuneration

Amounts totaling \$5,352 (2014: \$6,237) were paid to Board members during the year being for honorariums and meeting attendance fees as determined by the Department of the Premier and Cabinet through the Minister for the Arts.

During the financial year, no officer of the Association has received directly or indirectly from the Association any payment or other benefit of pecuniary value, other than approved salaries which have been determined in accordance with the South Australian Government Wages Parity (Salaried) Enterprise Agreement 2014

Other related parties

Other related parties transactions to value of \$720 were paid during the year. These were priced at an arms-length basis on terms and conditions and were no more favourable than those that would have been paid if dealing with unrelated parties.

11. Commitments

Operating lease expense commitment

Future operating lease commitments not provided for in the financial statements and payable :

	2015	2014
	\$	\$
Within one year	80,534	79,604
Later than one year and no later than 5	76,367	75,437
Later than 5 years	-	-
	156,901	155,041

The property lease commitments are non-cancellable operating leases contracted for but not capitalised in the financial statements with a term of 10 + 5 years. Increase in lease commitments may occur in line with CPI.

12. Events after Balance Date

No events have occurred subsequent to balance sheet date which would have a material effect on the financial statements.

13. Economic Dependency

The Association is dependent upon the ongoing receipts of grants from the Federal and State Governments for its ongoing activities.

14. The registered office and principal place of business:

Carclew Incorporated
 11 Jeffcott Street
 North Adelaide SA 5006

Bentleys (SA) Partnership

Level 2
139 Frome Street
Adelaide SA 5000
GPO Box 939
Adelaide SA 5001
ABN 99 292 743 838

T +61 8 8372 7900
F +61 8 8372 7999

admin@adel.bentleys.com.au
bentleys.com.au

**INDEPENDENT AUDITOR'S REPORT
TO THE MEMBERS OF
CARCLEW INCORPORATED**

We have audited the accompanying financial report, being a special purpose financial report, of Carclew Incorporated, which comprises the statement of financial position as at 30 June 2015, and the statement of comprehensive income, statement of changes in members' funds and statement of cash flows for the year then ended, a summary of significant accounting policies, other explanatory notes and the statement by the board of directors on the annual statement giving a true and fair view of the financial position and performance of the association.

Board's Responsibility for the Financial Report

The board of the association is responsible for the preparation and fair presentation of the financial report in accordance with the accounting policies described in Note 1 of the financial statements which form part of the financial report are appropriate to meet the requirements of the Associations Incorporation Act (SA) and are appropriate to meet the needs of the members. The board's responsibility also includes establishing and maintaining internal controls relevant to the preparation and fair presentation of the financial report that is free from material misstatement, whether due to fraud or error; selecting and applying appropriate accounting policies; and making accounting estimates that are reasonable in the circumstances.

Auditor's responsibility

Our responsibility is to express an opinion on the financial report based on our audit. No opinion is expressed as to whether the accounting policies used, and described in Note 1, are appropriate to meet the needs of the members. We conducted our audit in accordance with Australian Auditing Standards, which require that we comply with relevant ethical requirements relating to audit engagements and plan and perform the audit to obtain reasonable assurance whether the financial report is free from material misstatement.

An audit involves performing procedures to obtain audit evidence about the amounts and disclosures in the financial report. The procedures selected depend on the auditor's judgement, including the assessment of the risks of material misstatement of the financial report, whether due to fraud or error. In making those risk assessments, the auditor considers internal control relevant to the entity's preparation and fair presentation of the financial report in order to design audit procedures that are appropriate in the circumstance, but not for the purpose of expressing an opinion on the effectiveness of the entity's internal control. An audit also includes evaluating the appropriateness of accounting policies used and the reasonableness of accounting estimates made by the Board, as well as evaluating the overall presentation of the financial report.

We believe that the audit evidence we have obtained is sufficient and appropriate to provide a basis for our audit opinion.

Independence

In conducting our audit, we have complied with the independence requirements of the Australian professional ethical pronouncements.

Auditor's opinion

In our opinion, the financial report presents fairly, in all material respects, the financial position of Carclew Incorporated as of 30 June 2015 and of its financial performance and its cash flows for the year then ended in accordance with the accounting policies described in Note 1 to the financial statements, and the Associations Incorporations Act (SA).

Basis of Accounting and Restriction on Distribution

Without modifying our opinion, we draw attention to Note 1 to the financial report, which describes the basis of accounting. The financial report has been prepared to assist Carclew Incorporated to meet the requirements of the Associations Incorporations Act (SA). As a result, the financial report may not be suitable for another purpose.

Bentleys (SA) Partnership



DAVID PAPA
Partner

Dated at Adelaide this 28th day of August 2015